



Design, Supply and Installation of Quality Elevators

# company profile

LiftDesign is unique in the Lift Industry.  
**West Australian Family Owned and Operated** we build to your specification without corporate indifference or remoteness.

We are a **Specialist Company** utilizing the expertise of European Lift Manufacturers to offer our Clients the full benefit of: **Quality, Service, Customization, Technology, Finish Options and Value for Money.**

We **Supply and Install** the complete Lift Package for many and varied requirements in this specialized industry. Our Client base includes **Architects, Builders, Corporations, Developers and Homeowners.**

LiftDesign offers a **full range** of Lift types including; Hydraulic, Electric Traction, Platform Lifts, Machine-Roomless Elevators, Goods Hoists, Inclinator, Vehicle Lifts, Dumbwaiters and Stairclimbers. Standard, Luxury and Panoramic **Lift interior finishes** include; Glass, Timber, Stainless Steel (all types including; Brushed, Patterned, Mirror and Gold), Marble or Laminates. We cover all the bases from **Design**, through to **Installation** and beyond. **Flexible, Tailored, Customised and Specialised** are words to describe our complete solutions.

LiftDesign's **friendly and dedicated staff**; provide the **unparalleled Customer Service** and **Design expertise** that you deserve and your Project warrants. We have the **experience and qualifications** to ensure you get your complete Lift Package installed to the **highest standard** and commissioned on time. We comply with all Local Building Laws, Worksafe and Occupational Health and Safety (OH&S) requirements and with our **trained Service Technicians**, ensure that **maintenance and service** programs are fully implemented and carried out.

LiftDesign are committed to take Passengers, Goods, Vehicles, Industry Service Standards and you ...

**... to another level!**





Stair Lifts - stair climbers, platform	7
Disability Lifts - wheelchair, platform	8
Dumbwaiters - residential & commercial	9
Low Rise Platform Lifts - self-supporting structure, scenic	10
Residential Lifts - electric traction, hydraulic, mechanical	11
Office & Retail Lifts - electric traction, hydraulic & mechanical	12
Municipal & Hospital Lifts - passenger, goods or stretcher capability	13
Industrial Lifts - goods, heavy duty & vehicle	14
Scenic / Panoramic Lifts - electric traction, hydraulic & mechanical	15
Customised Lifts - commercial & residential, car & shaft design	16
Inclined Lifts - residential & commercial	17
Modernisation & Refurbishment - residential & commercial	18
Service / Contract Maintenance - 24hr Breakdown service, Marine Vessels	19
Definitions - traction, hydraulic, screw type lifts	20
Conformity - Australian Standards, Australian Building Codes	21

# our company

## what we do

For any specific need in the market, LiftDesign provides an elevator; always adopting the most appropriate solutions. Starting with low-rise requirements focusing on basic transportation needs at affordable costs; through mid-rise applications for the residential and commercial market segments and finally on to the special requirements and application segment.

At LiftDesign we work hard to deliver what matters to you: safe, reliable and comfortable mobility in the buildings. We are committed to looking after our Customers' long term interests.

From basic Stair Climbers to Wheelchair Platform Lifts, from a simple Passenger Lift to Panoramic masterpieces, from the small Goods Lift to the industrial Freight Lift, from the waterproof to the explosion proof lift.

## philosophy

The selling and installing of complete Lift Packages and components is much more than just a business for us; it's a way of life that we have accumulated over the last 28 years. Building on this achievement, we defined LiftDesign as an independent company based on our previous success. We define ourselves as an innovative and technologically advanced company due to the unbeatable range of lift solutions that we offer.

We are also proud to offer a completely bespoke service, as we are flexible to adapt our product range to fulfil any project, design or regulation called for. This is clearly seen due to the fact that we supply and install many types of non-standard lift for numerous Clients in various situations. With our Clients being our main concern, we clearly understand that the base of a solid relationship is built on open communication and continued development with the Client themselves.

It is with this business excellence, that we have seen uninterrupted growth since day one. With all this in mind it is clear to see that LiftDesign is a clear partner choice, offering the latest advancements in the Lift Industry.



# our company

## quality

LiftDesign is a Company that constantly looks to achieve business excellence whilst committing itself to its Clients, suppliers, collaborators and the local community.

We are well aware that Product & Service quality and excellence within a business culture is only achievable if we have complete cooperation with our key stakeholders. For this reason, on a daily basis we look for ways to improve ourselves.

Quality to LiftDesign starts from the first steps of the inquiry, flowing right through to our continued Servicing and nurturing of our Clients. We believe that Quality doesn't cost, Quality pays.



## manufacturing

LiftDesign is a Lift Package, Supply, Installation and Service Company. LiftDesign offer comprehensive solutions for any type of Project. As an established Lift Supplier, LiftDesign boasts our capacity, comprising of the latest technological advancements which is clearly visible in the final product supplied. This Supplier capacity doesn't even begin to touch upon LiftDesign's complete flexibility and adaptation to individual Client requirements.

LiftDesign's selection of quality manufacturers has been selected with severe scrutiny on the outset of the Company, which has helped us consistently advance, grow and lead in the industry.

LiftDesign's automatic line manufacturing processes allow us to offer attention to detail, pre-assembly of parts and construction of every component. The precision and care that is achieved from these processes means that the final product is highly regarded, by our Clients. It goes without saying, that the high quality materials used in this process reflect the high standard.





# our company

## support

LiftDesign offers Technical Assistance to Guarantee the quality and the service of our Lifts.

Technical Support is essential in order to guarantee Customer satisfaction. At LiftDesign we are very aware of this and for that reason LiftDesign's Technical Support Team is always more than happy to resolve any query.

Lift equipment is constantly changing which means that it must constantly be updated, be it on a technological level or to conform to new Regulations. For this reason, LiftDesign's Technical Engineers are highly qualified with ample experience in the Lift Industry. It is with their day to day experience and knowledge that LiftDesign are able to anticipate any changes required before they happen; to ensure a solution is found quickly.

## research and development

The Research and Development team is one of the fundamental pillars of our Company. LiftDesign is capable of anticipating the requests of our Clients whilst also being able to satisfy their requirements even before they become made aware. As LiftDesign always aim to be one step ahead of the rest, we depend greatly on our R&D department. And as time is always of the essence and evolution is always occurring, our R&D team allows us to anticipate the needs of our Clients thereby ensuring that the most efficient solution is always offered.

The gain of this constant innovation for the Client and end user is more and more apparent. We are able to benefit from environmentally friendly Lifts, of carefully selected finishes; offering comfortable and secure rides.

Our R&D team develop new Products and experiment with Designers in the aim to bring to you, the latest Technology in a way that quality and development are integrated throughout, always focussed on being better and providing the best possible solutions, every time.

# company policies

## occupational health & safety

LiftDesign recognises and accepts all its obligations under the Occupation Health and Safety Legislation to take all practical steps to safe guard the Health and Safety of its Staff and Customers. Fully committed to a safe and healthy work environment OH&S Management System including sub-contract agreements adheres to the National Code of Practice for the construction industry.



## environmental management & sustainability

At LiftDesign we are absolutely committed to protecting and improving the Environment and this is reflected in our socially conscious and eco-friendly day-to-day practices.

These principals form a central part of our Corporate Vision and Values and they are expressed and implemented in every aspect of our Company's performance.

We are continually scrutinising our Manufacturing facilities to be fully compliant with the Environmental Management Standard ISO1400 as a part of our criteria.



## quality assurance

LiftDesign's Manufacturing Facilities of complete Lift Packages have been carefully selected and scrutinised to meet the globally recognised standard of ISO9001. Integrated quality systems adopted for all projects Carefully compiled construction programs.



stair climbers, platforms

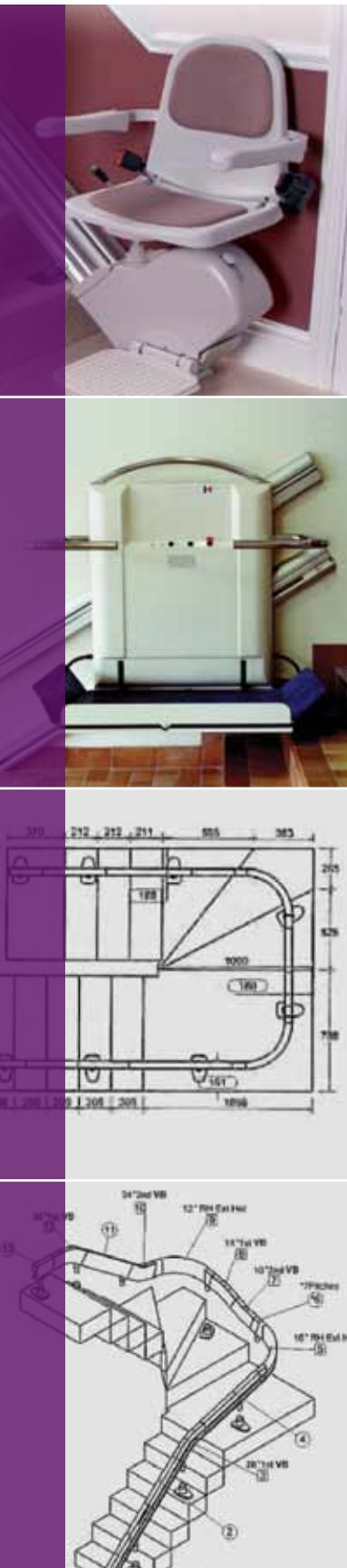
A product range aimed at overcoming the architectural barriers that limit access to buildings, full mobility at home and access for disabled persons in need of a wheelchair.



LiftDesign has a range of Stair Access and Lifts products which are aimed at overcoming the architectural barriers that limit access to buildings. We strive to provide solutions giving back mobility and access to those aged or disabled. Providing full mobility and access to the new or existing home owners or users brightens their lives and those around them, this is extremely important to society.

LiftDesign are strong in providing the same solution in the Commercial sector as well. As always the primary concern is to provide a cost effective solution with the guarantee of highest standards of comfort and safety.

With Years of experience within the Lift Industry, LiftDesign prides ourselves in our ability to develop and provide an extensive range of innovative Lift Solutions for almost all types of stair climbing difficulties and movement of people between floors.





# disability lifts

## wheelchair, platforms

Smart, aesthetic elegance, new material, attractive and competitive pricing.



Our several options, makes LiftDesign's Lift products, the perfect accessibility solution for all types of buildings. Our mission and responsibility is always to focus on people with impaired mobility to move between floor levels leading to another level in life!

With years of experience in the Lift Industry, LiftDesign prides itself in its ability to develop and provide an extensive range of innovative Lift Solutions for almost all types of Stair Climbing difficulties and movement of people between floors. Having an understanding of the requirements and regulations of this sector makes it a breeze for providing the correct solutions, every time.



# dumbwaiters

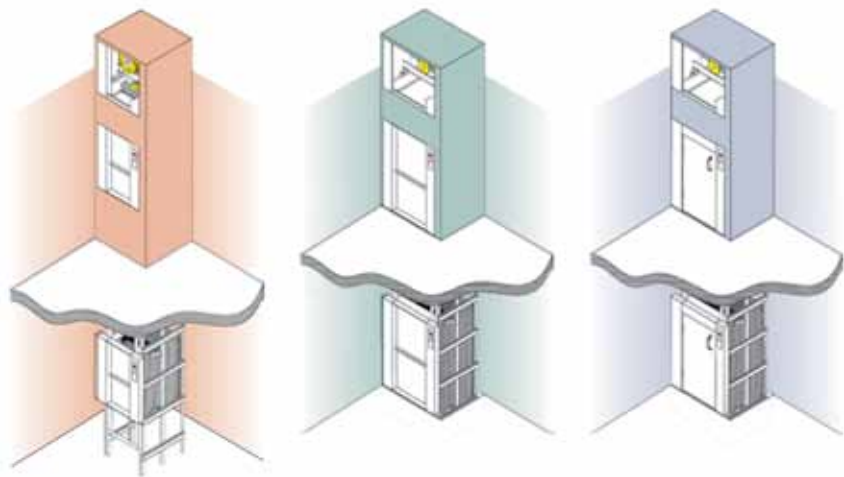
## residential & commercial

LiftDesign Dumbwaiters are designed for transporting small loads. Optimal performance is guaranteed, be it through an hydraulic or electric solution.



Smooth operation and well engineered construction - give the LiftDesign Dumbwaiters, reliability in many sectors: Restaurants, Residential, Commercial, Warehouses and Hospitals; just to name a few.

Innovative Dumbwaiter packages, are often the only practical solution in many situations. Most importantly, reliability for those high demand situations is the Number One, in making the Right Choices at the design and selection stage.



# low rise platform lifts

## self supporting structure - scenic

LiftDesign Products are developed with the main focus on personal, safe and innovative Lifts.



The result is a new generation of modern state of the art Platform Lifts which combine new design with the latest technology. Smart, aesthetic elegance, new materials, attractive pricing and several options make the Lifts the perfect accessibility solution for all types of buildings that require a personal touch.

With our extremely versatile designs, we are able to meet Customer and Code requirements, due to the variety of Platform, Travel, Internal, Out Door, Self-structure, Retro Fit and Opening options.





# residential lifts

electric traction, hydraulic & mechanical



A Lift suitable for a Residential environment has to fulfil a strict criterion for all involved. It must allow residents to reach their floor comfortably, quickly and safely. Architects and Home Owners demand the best use of available space, as well as an aesthetic design to incorporate pleasantly into the building image. On the other hand, Building Owners seek environmentally friendly, reliable, low consumption solutions.

LiftDesign offer second to none, residential Lifts that can fully conform to the strictest demands from all parties involved.

The electric MRL is fast, smooth and quiet with endless design options. The Hydraulic is a Leader in its field for; Ride, Flexibility and Finish options. The Platform A4 meets the budget and taste of many, with fewer construction requirements.

Our comprehensive range of options is tailored to suit all environments and installations.

Customised solutions are also available for the most challenging shaft dimensions.



# office & retail lifts

electric traction, hydraulic & mechanical



With high traffic, day in day out; office buildings require a robust Lift that can bear the wear and tear of this highly active environment.

A LiftDesign Office Lift proposes a high quality product with important technical and economical advantages. Once installed, extraordinary performance is achieved; unique silent operation, braking and travel comfort is backed by very low energy consumption.

Selecting the right Lift is the key to ensure Maintenance and Service is minimal.

Thanks to the years of Industry Experience, LiftDesign understands the importance of meeting the relevant standards and regulations. LiftDesign can offer a package that leaves nothing overlooked.



# municipal & hospital lifts

passenger, goods or  
stretcher capability



Medium to high capacity Lifts located within heavy traffic locations.

A LiftDesign Municipal / Hospital Lift, provides an answer to suit the most demanding of environments.

By optimising valuable building space and offering endless design options, you are guaranteed to find the most cost-effective solution with us.

With the consideration of patients, visitors, passengers, beds, emergencies; LiftDesign is confident, we have the ideal solution with our safe and comfortable Lift Packages - we can provide it all.





# industrial lifts

goods, heavy duty  
and vehicle



Large capacity Lifts for heavy and bulky loads to meet the demands of the toughest industrial application. A LiftDesign Heavy Duty Lift proposes a high quality product for a non-stop environment.

Required to fulfil a unique purpose in unusual surroundings, LiftDesign can tailor a product to suit.

With many factors to consider, LiftDesign is certain it can provide a solution for any application. From a 400kg Stock Lift to a 24,000kg MegaLift, we have it covered.


LiftDesign ensure a clear understanding of the Application to be able to offer a correctly engineered solution for your requirements.

Industrial and Commercial locations by nature are constantly changing, highly active environments. With this in mind a robust solution with numerous options is required to endure the daily strains occurred whilst transporting goods. With our 'built-to-suit' or free standing Goods Lift, we can specifically design a product to accommodate any project.



# scenic/panoramic lifts

electric traction, hydraulic & mechanical



Each Scenic Lift is designed to add a unique richness to the architecture of any building.

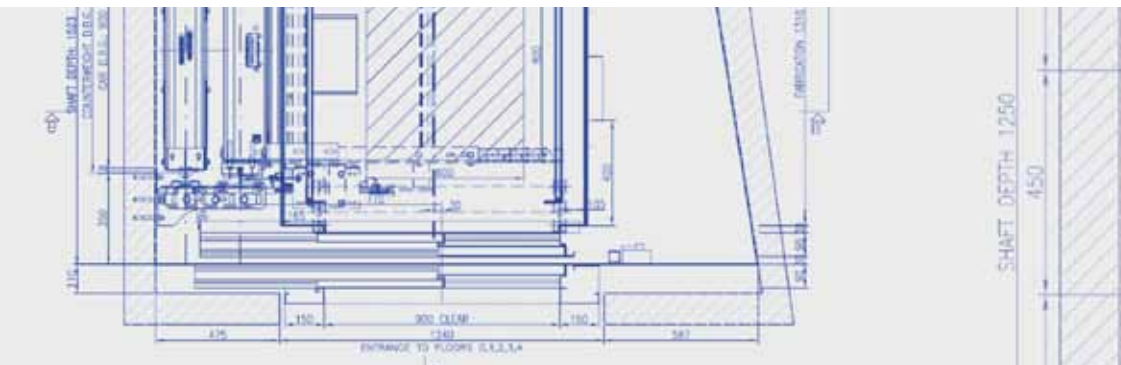
The range of finishes and designs are unlimited; with the only limits to the decorative possibilities of our Scenic Lifts are the Project's requirements. You can choose from straight and curved forms, domes or polyhedral shapes.

LiftDesign Scenic Lifts are available in most configurations and types. Due to the specialised design and structural requirements, it is recommended to have a team-member assist in the early stage of concept.

With a combination of glazing, panelling and lighting; character and effects are almost endless.

# customised lifts

commercial & residential,  
car & shaft design

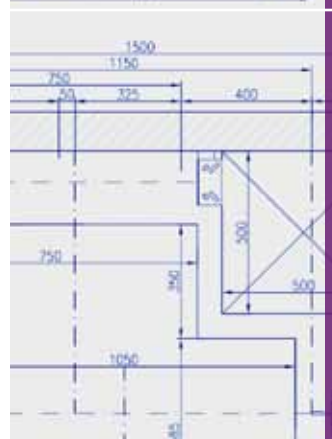
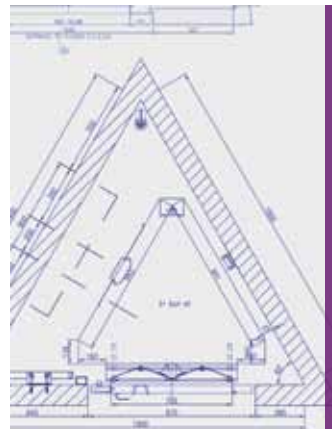


We have yet to find other Companies that can offer a design and manufacturing service of bespoke solutions in a way that LiftDesign can.

We are experts in designing solutions for reduced or awkward shaft dimensions. With extensive options available from world-wide suppliers, we guarantee the optimal product for your Project.

We can offer reduced pit and head-room solutions, flexibility to respond to individual needs, modernisation packages and design assistance.

Please do not hesitate to contact us, regardless of the Project nature, as we are sure we can help.





# inclined lifts

residential & commercial



LiftDesign's Inclined Lifts are available in numerous finishes and configurations. Powered by permanent-magnet, synchronous, gearless motors; an exceptionally silent, comfortable and smooth performance is obtained.


Some of the advantages, just to mention a few; bespoke design, energy efficiency and high traffic locations.

This range provides the ideal solution for anyone with limited mobility as it substitutes the need for Elevators. Powered by permanent magnetic synchronous gearless technology, our solution can reach loads of 2000kg and 1.6 m/s.



# modernisation/refurbishment

## residential & commercial



LiftDesign is not only a Lift Supplier but also provide a Modernisation and Refurbishment Service, whether it be a controller upgrade or just a car fit-out.

LiftDesign also has the ability to source globally, a huge range of components for many types of Lifts. Be it a gearless machine, in an existing machine room or a chain drive substitution, or an hydraulic replacement; we have the contacts, experience and know how to assist. Furthermore, our technical office can offer advice, solutions and drawings, whatever the Project size.

This service allows you to source the perfect solution for the most challenging Project. To make life easier, we have linked with numerous kit-form suppliers to allow a complete Service in a unique manner.



# service/contract maintenance

a service team on call when  
you need them 24/7



LiftDesign realise the importance of Service and understand the challenges associated with maintaining regular and correct procedures. With safety being our Number One, we can assist with a large range of convenient Service Packages for our clients. Being the flexible Company that we are, we also have a number of tailored Service Packages focused on the end user. That's why Lift Design is the chosen company for Marine Vessel Lift Servicing.

From Maintenance Service Agreement to 24 hour breakdown, call outs, LiftDesign will never see you unnecessarily out of action. Thanks to our experienced Team, you can be rest assured of the most optimum Service and Advice possible.





## traction lifts

A strong growing trend towards Traction Lifts, is thanks to the safe, comfortable and quick ride provided with endless design options. A Traction Lift typically consumes up to 50% less energy than a conventional motor. Other than being efficient, the VVVF Drive Traction Lifts have a huge number of tuning and running advantages, which provide the uncompromised fast, smooth, quiet ride. Traction Lifts are now seen as a solution to most applications.



## hydraulic lifts

Typically used in Low Rise Buildings and primarily used for Modernisation purposes, the Hydraulic Lift can be tailor made to suit nearly any shaft lay-out. Our standard Lift Packages have a maximum travel of 24 metres. We have numerous options for the pump room, for MRL cabinet location to ensure that space on site is maximised as much as possible.



## screw type lifts

Typically seen providing solutions where building works and space is a challenge. The unique Design and flexibility of a Screw Type Lift is an attractive, cost effective option, available for homes, municipal buildings, school and commercial settings.



## australian standards AS 1735 australian building codes



In order to be Australia's local Lift Supplier and constantly expanding our presence Australia over, LiftDesign is able to offer a growing number of Lift Packages that conform with all Lift Regulations such as the Australian Standards, BCA and including the new access Code. With a large range of fully certified compliant Lift Packages, we are sure to find you the optimum solution. Just send the existing installation information and we will do the rest.









**liftdesign**  
taking it to another level

Perth

18 Mallaig Way, Canning Vale WA 6155  
PO Box 1660, Canning Vale DC WA 6970  
T: 9350 6500 • F: 9350 9808

Albany

13 Cockburn Road, Albany, WA 6330  
PO Box 154, Albany WA 6331

E: [sales@liftdesign.com.au](mailto:sales@liftdesign.com.au)  
[www.liftdesign.com.au](http://www.liftdesign.com.au)

Call one of our friendly team for more information now on 08 9350 6500